

THE SMARTEST MONEY FINDS WHAT OTHERS OVERLOOK



**A \$160B market hiding in plain sight and paying
12% Annual Yield.**

REAL ASSETS. REAL CASES. REAL
RETURNS

Litigation Finance

While the market debates whether AI or crypto is the next big thing, we're over here funding real people and generating **1.5x returns** doing it.



Proven Performance Metrics

On average, Experity advances \$1 and receives back \$1.51 in 18 months or less, with historical loss rates below 4% of advanced capital.



Experienced Leadership, Scaled Growth

A leadership team with more than 60 years of industry experience has driven asset growth from \$10 million to \$640 million in just six years.



Access to Justice Capital

Providing non-recourse pre-settlement cash advances to plaintiffs in personal injury cases, empowering them to pursue fair outcomes without financial pressure.

LEADERSHIP YOU CAN BANK ON

Proven Operators. Real Returns.

Experity's team consists of highly seasoned professionals with significant past experience managing and growing financial services companies

Experity Ventures has been recognized on the Inc. 5000 list of America's fastest growing private companies: 2021 (#653), 2022 (#682), 2023 (#1021).



RYAN SILVERMAN, ESQ.

CHIEF EXECUTIVE OFFICER

19 YEARS

INDUSTRY EXPERIENCE

Former CEO of CBC Settlement Funding and MSR Consulting Group, and senior counsel at Peachtree Financial Solutions. Leads Experity's portfolio of investment funds and business platforms with a focus on growth and disciplined execution.



MICHAEL SHAW, ESQ.

CHIEF FINANCIAL OFFICER

10 YEARS

INDUSTRY EXPERIENCE

Former Chief Accounting Officer at JG Wentworth and Vice President at Santander Bank. Brings extensive experience in financial reporting, audit oversight, and treasury management for large-scale financial institutions.



KEN BONENBERGER, ESQ.

CHIEF RISK OFFICER

16 YEARS

INDUSTRY EXPERIENCE

Former Vice President at JG Wentworth and Fidelity Bank. Oversees Experity's underwriting and risk strategy with a background in both legal management and credit policy development.



MARIA DAVIDSON

DIRECTOR OF BUSINESS DEVELOPMENT

19 YEARS

INDUSTRY EXPERIENCE

Former Director of Operations at CBC Settlement Funding and Business Development Director at JG Wentworth. Oversees national growth initiatives, strategic partnerships, and the company's broker and attorney network.

***20%+ GROWTH**

A \$160 Billion Engine of Justice

Legal and medical funding is a rapidly expanding asset class driven by delayed settlements, rising medical costs, and demand for liquidity among plaintiffs and providers.

per year

**\$1B+ LEGAL
ADVANCES**

~20% ANNUAL GROWTH

per year

**\$4.6B+ MEDICAL
ADVANCES**

~25% ANNUAL GROWTH

annually

**\$160B+ TOTAL
PERSONAL INJURY
SETTLEMENTS**

Predictable Performance, Seasoned Leadership, Purpose-Backed Capital

*Based on estimated annual growth rates in U.S. legal and medical advance volumes, 2018–2024.

**PRE-SETTLEMENT & MEDICAL
RECEIVABLE FUNDING**

Two Segments. One Consistent Engine.

Together, these segments form a repeatable engine for yield diversified across thousands of claims, managed with precision, and built for consistency.



PRE-SETTLEMENT FUNDING

**FUNDING JUSTICE WHILE
MAINTAINING DISCIPLINE.**

- Provides non-recourse advances to plaintiffs in active personal injury cases.
- Advances typically represent 10–15% of the estimated case value, ensuring disciplined exposure and reliable recoveries.

Average Advance \$5.8K | 1.4x Return



MEDICAL RECEIVABLE FUNDING

**FUELING TREATMENT
LIQUIDITY FOR PROVIDERS.**

- Finances medical procedures and treatment costs tied to pending legal claims.
- Enables healthcare providers to extend care without sacrificing cash flow.

Average Advance \$2.8K | 1.6x Return

WE FUND PLAINTIFFS AND PROVIDERS, NOT LAWSUITS.

Liquidity for Those Waiting on Justice

- **Non-recourse** advances based on verified claims; no repayment if the case loses.
- Funds cover **essential** living and medical expenses.
- Gives attorneys time to negotiate stronger settlements without financial pressure on clients.

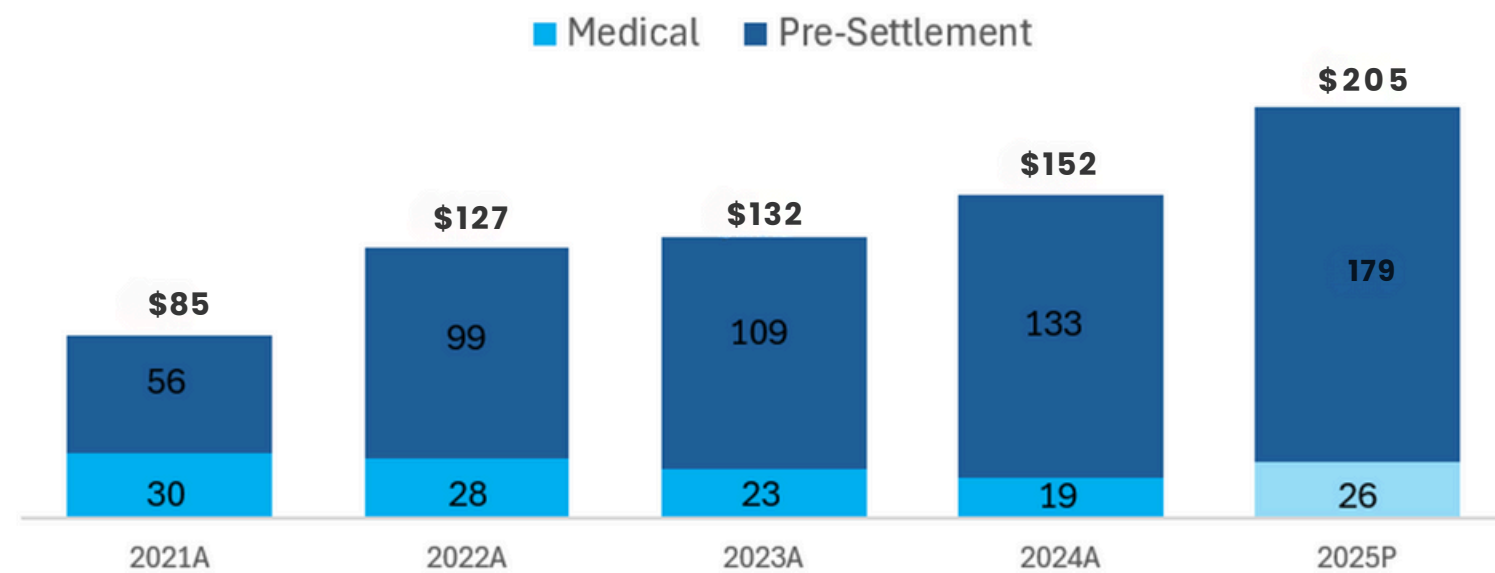


PERFORMANCE THAT HOLDS UP.

Stable Growth. Steady Yield.

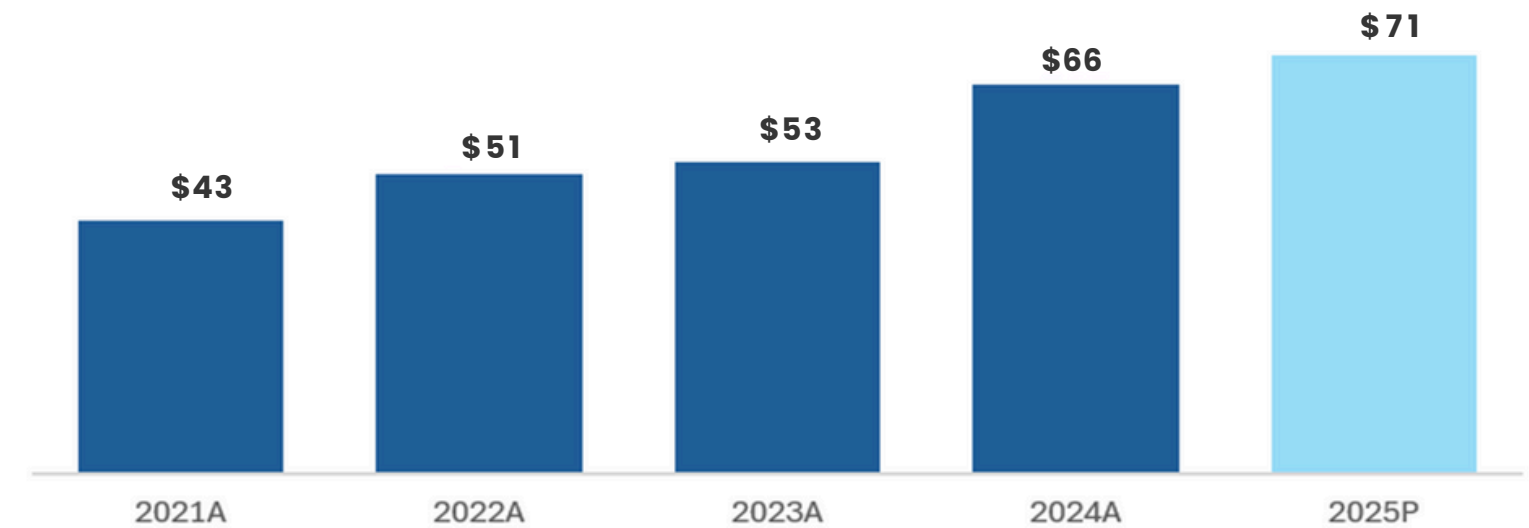
Annual Amount Funded

\$ IN MILLIONS



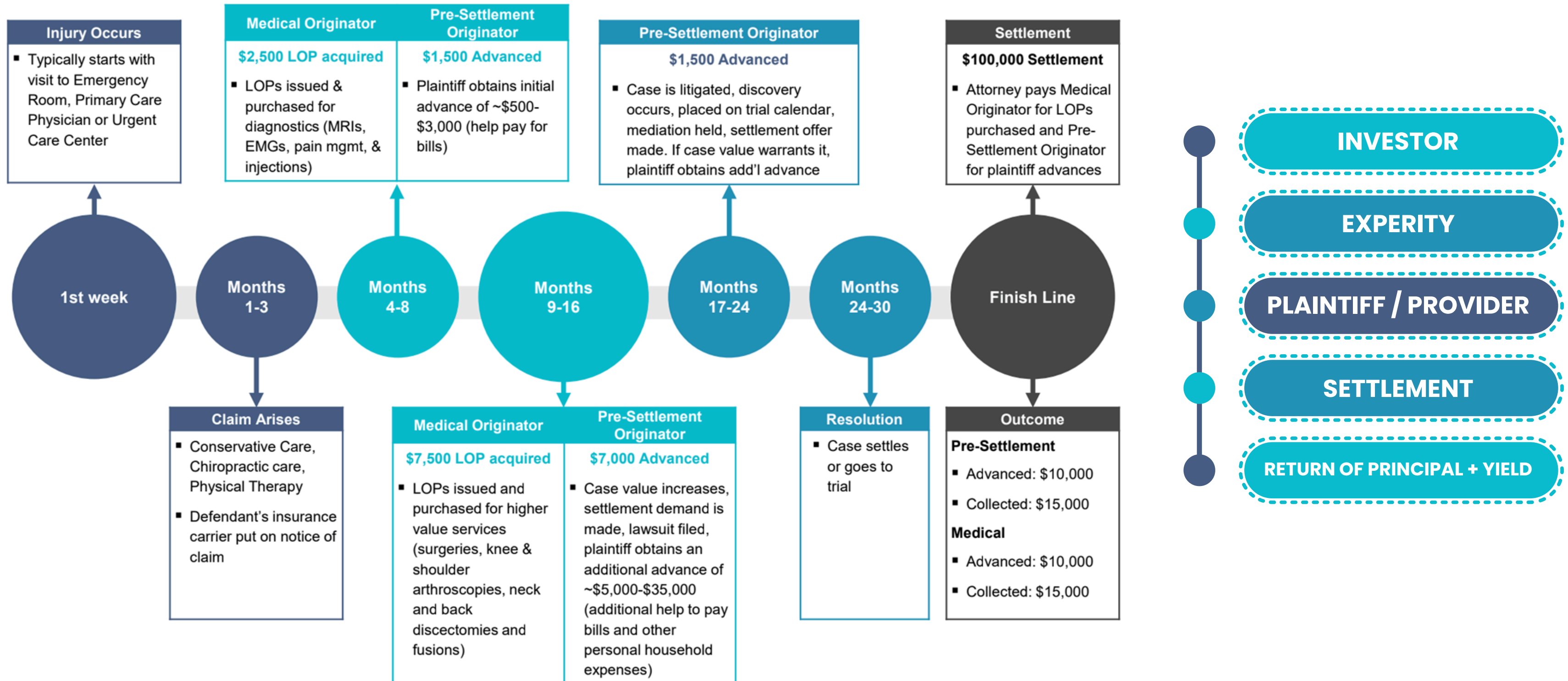
EBITDA

\$ IN MILLIONS



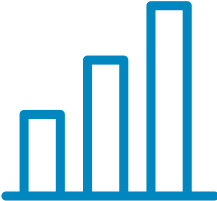


FROM CLAIM TO COLLECTION

How the Funding Flow Works



**PROPRIETARY ANALYTICS POWER
DISCIPLINED UNDERWRITING.**

Data Drives Every Decision

	Case Value Calculator	Predictive model estimates likely settlement value and caps advances at 10 - 15 %.
	Attorney Analytics	Database tracks historical recovery rates and attorney performance to guide exposure limits.
	Background Checks	Fraud, duplicate-claim, and lien screening ensure capital protection before every advance.

Rigorous data modeling and conservative advance ratios keep Experity's performance consistent across every market cycle.

Since inception through 2024:

- \$594.7 million collected on settled principal
- 4% total blended loss rate
- 1.5× multiple on invested capital (MOIC)



\$1 → \$1.51 IN 18 MONTHS.

LOSS < 4%.

UNCORRELATED TO MARKETS.

Predictable Yield. Measurable Discipline

\$600 million

Originations

Over \$600 million
originated since inception.

2,000+

Law Firms

Partner network spanning
2,000+ law firms and
healthcare providers
nationwide.

**Predictable
Returns**

Data shows returns
of \$1 → \$1.51.

**Historical Loss
Rates**

Less than 4% loss
rates over history.

**Disciplined
Underwriting**

Success driven by rigorous
underwriting processes.

THE EXPERTY EDGE

Data, Discipline, and 1.5x Returns

Since inception through 2024:



\$594.7 MILLION COLLECTED
on settled principal



**4% TOTAL BLENDED LOSS
RATE**



**1.5X MULTIPLE ON INVESTED
CAPITAL (MOIC)**



**UNDERWRITING IS OUR
SUPERPOWER.**

EVERY PRIOR OFFERING FULLY REDEEMED.

Consistency Through Every Cycle.

Litigation Finance:
A Resilient Alternative for
2026 & Beyond

Across previous Thrivest and MedSolve offerings (Atrium Legal Capital, Thrivest 506B/C, MedSolve 506B), investors earned 8–10% yields with 100% redemption of capital.

PREVIOUS EXPERITY VENTURES FUNDING OFFERINGS

OFFERING	CLASS	YIELD (%)	EV MOIC (X)	CLOSE DATE	STRATEGY
Atrium Legal Capital 5, LLC 506B*	A (2-year)	8.75 %	1.47 %	9/25/21	Credit
	B (3-year)	9.50 %	1.47 %	9/25/21	Credit
	C (3-year balloon)	10%	1.47 %	9/25/21	Credit
Thrivest Legal Funding 506C*	A (2-year)	8.75 %	1.45 %	6/30/22	Credit
	B (3-year)	9.50 %	1.45 %	6/30/22	Credit
	C (3-year balloon)	10 %	1.45 %	6/30/22	Credit
MedSolve 506B*	A (2-year)	8.75 %	1.45 %	6/30/22	Credit
	B (3-year)	9.50 %	1.45 %	6/30/22	Credit
	C (3-year balloon)	10 %	1.45 %	6/30/22	Credit
Thrivest Legal Funding 506B		8 %	1.45 %	6/30/23	Credit



WE'VE DELIVERED THROUGH EVERY MARKET CYCLE.

THE OFFER

QUARTERLY CASH FLOW

Our private credit offering provides terms of 12% annual interest, paid quarterly.

That is \$6,000 every quarter on a \$200,000 investment or \$3,000 on \$100,000. It's steady income without the guesswork or market swings.

Annual Yield

Our investment offering boasts a **12% annual yield**, providing exceptional returns that stand out in today's market. This yield is designed to enhance your portfolio's overall performance and growth.

Quarterly Payouts

Investors benefit from **quarterly payouts** scheduled for January 15, April 15, July 15, and October 15, ensuring a steady cash flow that supports both short-term and long-term financial goals.

Uncorrelated Asset

Our private credit investment is **uncorrelated** with traditional asset classes, allowing you to diversify your portfolio and mitigate risks, while maintaining a focus on stable returns for investors.

**CLEAR, SIMPLE STRUCTURE
FOR ACCREDITED INVESTORS.**

Key Investment Terms

PRIVATE CREDIT INVESTMENT OFFERING

Annual Yield – 12%

Distributions – Quarterly

Past performance may not predict future results.
Distributions are not guaranteed.

PRINCIPAL TERMS

Minimum Investment	\$200,000
Annual Interest	12%
Investment Period	5 Years
No. of Quarterly Payments	20
Quarterly Interest Payment	\$6,000
Total Interest Paid	\$120,000
Return at Maturity	\$200,000

THE MARKET MOVES. YOUR RETURNS SHOULDN'T.



Ready to Learn More?

Visit:

ExperityVentures.com/For-Investors
or scan the QR code to get started.

Let's Talk:

Schedule a Call With Our Team
call us directly at **610.220.3459**

